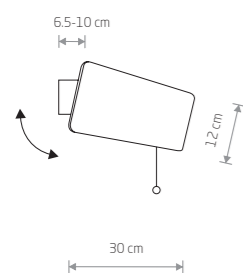


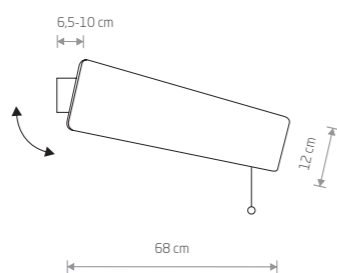


OSLO LED 7522



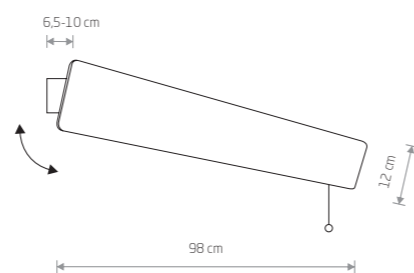
**OSLO 30**  
wood, painted steel

9700  
1xE14, max 40W



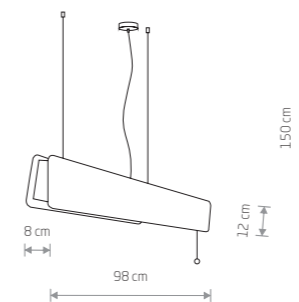
**OSLO LED 60**  
wood, painted steel

7521 7517  
1xLED TUBE T8, max 11W, included



**OSLO LED 90**  
wood, painted steel

7518  
1xLED TUBE T8, max 16W, included



**OSLO LED 90**  
wood, painted steel

7522 7520  
1xLED TUBE T8, max 16W, included

Name	Size	Power	Colour temp.	Luminous flux	Beam angle	Colour Rendering Index (CRI)	Input	Power factor	LED driver	Lifetime	Material
LED TUBE T8	60 cm	11W LED	3000K	1700 lm	120 °	≥80	220-230 V, 50/60 Hz	>0,5	INCL	30000h	CLEAR GLASS
LED TUBE T8	90 cm	16W LED	3000K	2300 lm	120 °	≥80	220-230 V, 50/60 Hz	>0,5	INCL	30000h	CLEAR GLASS

OAK SMOKED OAK WHITE P004 RAL 9003

OAK SMOKED OAK WHITE P004 RAL 9003